

# HOTEL GREENROOMS

<b>CONTACT</b>	<b>2</b>
<b>EVALUATION CRITERIA</b>	<b>2</b>
<b>GENERAL INFORMATION</b>	<b>3</b>
<b>ACCESSIBILITY</b>	<b>3</b>
Accessibility by public transport	3
<b>INFORMATION FOR WHEELCHAIR USERS AND PEOPLE WITH REDUCED MOBILITY</b>	<b>4</b>
<b>CAR PARK</b>	<b>4</b>
<b>PATHS OUTSIDE AND ENTRANCE</b>	<b>4</b>
Check-in machine (outside, in front of the entrance)	4
<b>RECEPTION</b>	<b>5</b>
<b>INTERIOR AREA</b>	<b>5</b>
<b>LIFT</b>	<b>6</b>
<b>STEPS</b>	<b>6</b>
<b>ROOM NO. 409</b>	<b>7</b>
<b>BATHROOM</b>	<b>7</b>
Door	8
Shower/bathtub	8
Toilet	9
Washbasin	9
Other	9
<b>CATERING AREA</b>	<b>10</b>
<b>INFORMATION FOR BLIND AND VISUALLY IMPAIRED PEOPLE</b>	<b>11</b>
<b>CAR PARK AND PATHS OUTSIDE</b>	<b>11</b>
<b>ENTRANCE AND RECEPTION</b>	<b>11</b>
<b>INTERIOR AREA</b>	<b>11</b>
<b>LIFT</b>	<b>12</b>
<b>STEPS</b>	<b>12</b>
<b>ROOM NO. 409</b>	<b>12</b>
<b>CATERING AREA</b>	<b>13</b>
<b>INFORMATION FOR HEARING-IMPAIRED AND DEAF PEOPLE</b>	<b>13</b>
<b>INFORMATION FOR PEOPLE WITH ALLERGIES</b>	<b>13</b>




**CONTACT**

**HOTEL GREENROOMS**

Rudersdorfer Straße 7  
 8055 Graz  
 T +43 316 29 15 18  
 office@greenrooms.at  
 www.greenrooms.at

**EVALUATION CRITERIA**



The evaluation criteria for “**blind persons**” were met to **52%**.

The evaluation criteria for “**hearing-impaired/deaf persons**” were met to **40%**.

The evaluation criteria for “**families with young children**” were met to **87%**.

The evaluation criteria for “**persons with food allergies**” were met to **75%**.

The evaluation criteria for “**people with learning difficulties**” were met to **100%**.

The evaluation criteria for “**elderly, mobility-impaired, and heart patients**” were met to **79%**.

The evaluation criteria for “**wheelchair users with assistance**” were met to **84%**.

The evaluation criteria for “**wheelchair users**” were met to **79%**.

The evaluation criteria for “**persons with allergies to dust, pollen, or animal hair**” were met to **100%**.

The evaluation criteria for “**visually impaired persons**” were met to **84%**.

## GENERAL INFORMATION

The Greenrooms Graz – run as a family business – is not only a comfortable hotel in the south of the Styrian capital, but also a particularly accessible and friendly accommodation for all guests. The hotel is conveniently located in Graz-Puntigam, close to Graz Airport and with good connections to the city centre and the Mur Cycle Path.

There are two disabled parking spaces and additional free parking spaces directly at the hotel, making arrival and check-in particularly convenient.

Accessibility is a top priority at Greenrooms: the entire building is accessible by lift, so all floors are easily accessible. Thanks to spacious corridors and barrier-free access, wheelchair users can also get around easily.

A total of 4 large barrier-free rooms and 5 limited barrier-free rooms are available in the hotel. The rooms are bright and modernly furnished – with air conditioning, satellite TV and free WiFi. Allergy-friendly bed linen and a breakfast option for people with food allergies are available on request – please enquire when booking.

A rich breakfast buffet is served every morning – on request, also specially for allergy sufferers. And in summer, the beautiful terrace directly on the Mühlbach stream invites you to enjoy breakfast outdoors.

Four-legged companions are also very welcome here.

## ACCESSIBILITY

### Accessibility by public transport

Please use the route planner of the Verbundlinie Steiermark  
<https://verkehrsauskunft.verbundlinie.at>

## INFORMATION FOR WHEELCHAIR USERS AND PEOPLE WITH REDUCED MOBILITY

### CAR PARK

- Free hotel parking
- Two accessible parking spaces next to each other near the accessible entrance
- with clearly visible floor markings, **no sign**
- Parking spaces at right angles to the road, **250 cm wide** (standard min. 350 cm)
- Contrasting colour marking of the car park boundary
- On level surface, flooring easy to drive on with a wheelchair and low vibration
- **Parking spaces not covered**
- **No emergency call system available**



Parking spaces

### PATHS OUTSIDE AND ENTRANCE

- Path without thresholds and completely level
- Easy to navigate with minimal vibration, free of obstacles
- **Path to entrance not covered**
- Path at least 150 cm wide, max. 100 m long
- The main entrance is the barrier-free entrance (easy to find)
- Access completely level and without thresholds
- Entrance covered, free of obstacles
- Clear width of entrance door at least 90 cm, no door threshold
- Vestibule: hinged doors made of glass, easy to open
- **Door closer**
- Door handle at standard height (vertically curved handle bar)
- Movement area in front of the doors on both sides at least 150 cm in diameter
- Side approach area next to the door handle on both sides of the door at least 50 cm
- Glass doors marked with contrasting markings, door opening side marked
- Grating or dirt-trapping mat suitable for wheelchairs

### Check-in machine (outside, in front of the entrance)

- At least 150 x 150 cm space in front of the check-in machine
- **Controls at a height of 120 cm** (standard 80–110 cm)
- Under-machine wheelchair access at least with the footrests of the wheelchair
- Check-in machine located at least 50 cm away from an adjacent wall



Self-service check-in machine (outside the entrance)



Entrance

## RECEPTION

- Barrier-free access and usability, accessible without thresholds
- Visual and verbal contact between wheelchair users and reception staff guaranteed
- At least 150 x 150 cm of space in front of the reception desk
- Passageways are at least 90 cm wide
- **Counter 100 cm high** (no lowered area with a maximum height of 85 cm)
- **No under-desk wheelchair access**
- Credit card machine usable at a height of 80–110 cm
- **No seating available**



Reception

## INTERIOR AREA

- Lift available
- Paths completely level, floor coverings slip-resistant and firmly laid
- Paths at least 120 cm wide, with a turning circle of at least 150 cm in diameter at the end of the path
- Clearance heights of at least 210 cm
- Paths free of obstacles
- No orientation or escape plan available
- Easy to find your way around
- Signage without reflections, font size adapted to reading distance

## LIFT


- All generally accessible rooms can be reached by lift
- Lift accessible without thresholds
- Movement area in front of entrance and exit at least 150 x 150 cm
- Clear door width at least 90 cm
- No door threshold, light barriers at max. 100 cm
- Car size at least 110 x 140 cm
- No stairs leading down opposite the shaft door
- Push buttons in the immediate vicinity of the lift door
- Labeling of control buttons (inside and outside) large enough
- Emergency call button and door control button at standard height
- Handrail available, at standard height
- Mirror opposite the lift door, at standard height
- Position indicator in the lift car at standard height

## STEPS

- Straight steps, min. 120 cm wide, **28 cm deep** (standard min. 30 cm deep)
- All steps are the same height (**17.5 cm**, standard max. 16 cm high)
- No open or protruding slab steps
- **Entrance and exit steps not designed with contrasting colours on the front edge**
- Landing after max. 20 steps
- Handrail on both sides, outside at standard height (85–90 cm)
- Handrails can be gripped securely, **not continuous**
- Handrails are partially extended horizontally at both ends of the steps by at least 30 cm.
- Freely protruding ends of the handrails are continued downwards or sideways



Lift



Staircase



Room no. 409

## ROOM NO. 409


- Hinged door, clear passage width 85 cm, no door threshold
- Easy to open, **door closer**
- **Approach area on the opening side of the door at least 200 x 120 cm** (standard at least 200 x 150 cm)
- Approach area on the closing side of the door at least 150 x 120 cm
- On the opening and closing side of the door, there is an approach area of at least 50 cm next to the door handle
- Door handle (no twist, knob or shell handle) at standard height
- Passage widths in the room at least 120 cm
- At least 150 cm of space on one side of the bed
- With 120 cm of space on both sides of the bed, the room is (with some limitations) also suitable for use by two wheelchair users
- **No under-bed wheelchair access, top edge of bed 60 cm high** (standard 45–50 cm)
- Light can be switched on from the bed
- **Coat hooks or hangers at a height of 140 cm and above** (standard 85 – max. 120 cm)
- Light switch at a height of 85–110 cm
- Movement area in front of the window at least 150 x 150 cm
- **Window handle height 160 cm** (standard max. 110 cm)

## BATHROOM

Movement area of 150 x 150 cm available

## Door


- Clear passage width at least 80 cm, no threshold
- Door opens in both directions, no lock
- Easy to open, **door closer**
- Approach area on the opening side of the door at least 200 x 150 cm, **on the closing side 150 x 110 cm** (standard at least 150 x 120 cm)
- On both sides of the door, there is an approach area of at least 50 cm next to the door handle
- Door handle (no twist, knob or shell handle) at standard height
- **No horizontal door pull handle on the closing side**



Bathroom

## Shower/bathtub

- Shower area without threshold, **100 x 170 cm** (standard min. 130 x 180 cm or 150 x 150 cm)
- Floor slip-resistant
- **Shower enclosure not flexible or foldable** (transparent shower partitions)
- Grab rails are mobile and can be attached individually
- Mobile, stable shower seat available
- Height-adjustable hose shower, **but it is not located at the very bottom and is not flexibly adjustable between 75 and 150 cm**
- Shower fitting designed as a single-lever mixer, **not at a height of 80–110 cm**, but accessible from the side from a seated position
- **No soap holder**
- Bathtub available, **entry height 59 cm** (standard 50–55 cm)
- Mobile grab rails can be attached
- Emergency bell available in shower area, **not at a height of 85–100 cm and max. 35 cm above the floor**



Bathroom

## Toilet

- **113 cm space in front of the toilet bowl for manoeuvring** (standard min. 120 cm)
- Accessible from the right, with at least 90 cm of space on this side for manoeuvring
- **Short toilet bowl** (distance from the front edge of the toilet to the rear wall only 53 cm instead of at least 65 cm)
- **WC height 43 cm** (standard 46–48 cm), **no backrest available**
- **Horizontal grab rail on one side only** (foldable, on the approach side)
- **No additional vertical grab rail**
- Grab rails at standard height (75–85 cm), easy to use and securely fastened
- Grab rail protrudes at least 15 cm beyond the front edge of the toilet
- Folded-up grab rail protrudes max. 20 cm into the room
- Flush at standard height, **not accessible from the toilet when seated**
- Toilet paper accessible from a seated position on the toilet, but not in the folding support handle
- Emergency call system **not accessible from a seated position on the toilet, not accessible from the floor at a maximum height of 35 cm**

## Washbasin

- Movement area in front of the washbasin at least 150 x 150 cm
- Depth of washbasin complies with standard, upper edge at 80–85 cm
- Clear height under the washbasin at least 70 cm, flat plaster siphon, protected with plastic or porcelain
- Under-washbasin wheelchair access over a width of at least 100 cm
- Single-lever tap, distance between tap and front edge of washbasin max. 20–35 cm

## Other

- Mirror available, **lower edge at a height of 128 cm** (standard max. 95 cm)
- Operating level of fittings at a height of 80–110 cm
- **Coat hooks at a height of 150 cm** (standard max. 120 cm)
- Waste bin can also be operated with one hand

**CATERING AREA**

- Accessible without thresholds
- **No general accessible toilet available**
- Passage widths of main corridors at least 100 cm, of cross corridors at least 70 cm
- under-table wheelchair access (at least 80 cm wide, 70 cm high, 60 cm deep), table height max. 85 cm
- High chairs for children available
- Seating 46–50 cm high, with sturdy armrests and backrests
- Breakfast buffet, table service available on request
- Clear width of the path next to the buffet at least 120 cm
- Food is within reach at 40–70 cm, food selection at 90 cm height
- Straws can be provided
- Terrace is accessible and barrier-free



Breakfast room



Terrace

## INFORMATION FOR BLIND AND VISUALLY IMPAIRED PEOPLE

### CAR PARK AND PATHS OUTSIDE

- Two accessible parking spaces near the accessible entrance
- Parking spaces at right angles to the road
- **Parking spaces and path to the entrance are not covered**
- **No emergency call system available**
- Paths outside free of obstacles, pavement edges easily detectable with a white cane
- Path continuously lit

### ENTRANCE AND RECEPTION

- Entrance and reception
- The main entrance is the accessible entrance
- Entrance is covered and free of obstacles
- **No tactile floor guidelines to the entrance**
- Check-in machine: **not tactile**, buttons designed in contrasting colours, controls tactile
- Vestibule: Hinged doors easy to open, **door closer**
- Glass doors marked with contrasting markings
- Door opening side marked
- Door handle stands out in contrast to adjacent components
- Reception desk clearly visible, **not tactile**
- Reception area glare-free and illuminated in accordance with the area of use
- **Information is not provided in tactile form**

### INTERIOR AREA

- Clear passage heights of at least 210 cm guaranteed
- Furnishings that protrude more than 15 cm into the walking area are avoided
- **No tactile guidance system** throughout the hotel
- Indoor paths are free of obstacles
- Lighting is adequate and appropriate for the area of use
- Floor coverings stand out visually from other building components
- **No orientation or escape plan available**
- **No information provided using the dual-sensory principle (visual/tactile)**
- Signage is high-contrast and well-lit, without reflections
- Font size adapted to reading distance

## LIFT

- **No tactile floor indicators**
- Push buttons (inside and outside) with raised lettering, **not in Braille**
- Push button for building exit is highlighted
- Labeling of control buttons large enough
- **Pressing the push buttons (inside and outside) is not audibly confirmed**
- Lift display (inside and outside) large and easy to read
- **No acoustic signal when the lift arrives, no audible announcement in the lift**
- Handrail available

## STEPS

- Straight steps, min. 120 cm wide, **28 cm deep** (standard min. 30 cm deep)
- All steps the same height (**17.5 cm**, standard max. 16 cm high)
- No open or protruding slab steps
- **Entrance and exit steps not designed with contrasting colours on the front edge**
- Landing after max. 20 steps
- Handrail on both sides, outside at standard height (85–90 cm)
- Handrails can be gripped securely, **not continuous**
- Handrails are partially continued horizontally for at least 30 cm at both ends of the steps
- Freely protruding ends of the handrails continue downwards or sideways
- Handrails stand out clearly from the background
- **No tactile handrail information**

## ROOM NO. 409

- Door to the room clearly noticeable
- Door handle stands out in contrast to adjacent components
- **Door closer**, door free of obstacles
- **Transparent shower partitions not marked with high contrast**
- The lever on the single-lever shower mixer points downwards to prevent injuries when leaning forward
- Emergency call system available
- Emergency call system designed with visual contrast, **not tactile**
- Fittings in the bathroom stand out visually from their surroundings
- **No acoustic alarm in the bathroom**

## CATERING AREA

- Breakfast buffet, table service available on request
- There is also a table with adequate noise reduction
- Menu in large, contrasting, easy-to-read font
- Terrace: movement areas not restricted by parasols or plants
- Terrace is separated from the walkway

## INFORMATION FOR HEARING-IMPAIRED AND DEAF PEOPLE

- Inductive hearing system available at reception
- Visible alarm system available in the hotel (**but not in the bathroom**)
- **No hotel set for deaf persons with optical or vibrating alarm system in the room and vibrating alarm clock available**
- Lift: pressing the buttons (inside and outside) is confirmed visually, emergency calls are also confirmed visually
- **No information provided using the dual-sensory principle (visual/acoustic)**
- In the catering area there are also tables with glare-free lighting

## INFORMATION FOR PEOPLE WITH ALLERGIES

- No dust-prone carpets in the corridors
- Rooms are free of carpets and upholstered furniture, **but curtains are available**
- Allergy-friendly mattresses and bedding available on request
- Hotel is certified mould and mite-free
- Pollen filters or pollen screens in rooms available on request; pollen filters are replaced regularly
- Medication can be stored in the refrigerator on request
- Catering area free of dust-prone carpets, upholstered furniture and curtains
- Options for food allergy sufferers available on request
- Staff are knowledgeable about food ingredients and have been trained by nutritionists

As of March 2026, all information provided without guarantee

Photos: Graz Tourismus – Harry Schiffer

Source: [http://www.bereit-fuer-barrierefreiheit.eu/de/Betriebe/?xt=CEDOSCheckResults&xtMethod=showDataset&cat\\_id=1643&tobj\\_id=3191](http://www.bereit-fuer-barrierefreiheit.eu/de/Betriebe/?xt=CEDOSCheckResults&xtMethod=showDataset&cat_id=1643&tobj_id=3191)